

# BVB - Bucharest Stock Exchange – World Charting REPORT

## folosind Analiza Pitchfork Integrata

(va rugam ca inainte de citirea Raportului sa cititi Avertismentul de la ultima pagina)




[www.pitchforktrader.com](http://www.pitchforktrader.com)

by **Dr Mircea Dologa, MD, CTA**

[mircdologa@yahoo.com](mailto:mircdologa@yahoo.com)

**Mergi in directia pietei, lasa-te ghidat de ea  
Nu incerca niciodata sa-i schimbi cursul.**

**2 Mai – 2013**



Traderul trebuie sa urmareasca in mod constant conditiile in care evolueaza piata, conditii care pot valida sau invalida estimarile facute in prezentul raport. Rezultatele studiilor de mai jos reprezinta estimari derivate din studii tehnice cu probabilitate mare de succes, dar nu sunt exacte in proportie de 100%. Ele pot fi re-analizate iar rezultatul final poate fi influentat de diverse evenimente. Un trader experimentat actioneaza intotdeauna tinand seama de directia pietei, nu doar de estimarile raportului.

Strategia pe care o folosim recomanda in primul rand o analiza top-down a pietei inaintea altor proceduri. In opinia noastra analiza de tipul Cash Index este mai sugestiva decat analiza de tipul Futures Index. Totusi, avand in vedere preferintele de tranzactionare a instrumentelor Futures, vom folosi de fiecare data genul de analiza adecvat fiecarui instrument tranzactionat.

**+++ Orice INTREBARE legata de acest RAPORT va primi un raspuns rapid si gratuit! +++**

**Oracolul din Omaha prezice:**

**“Trebuie sa-ti fie frica atunci cand unii sunt lacomi, si fii lacom atunci cand unora le este frica”**

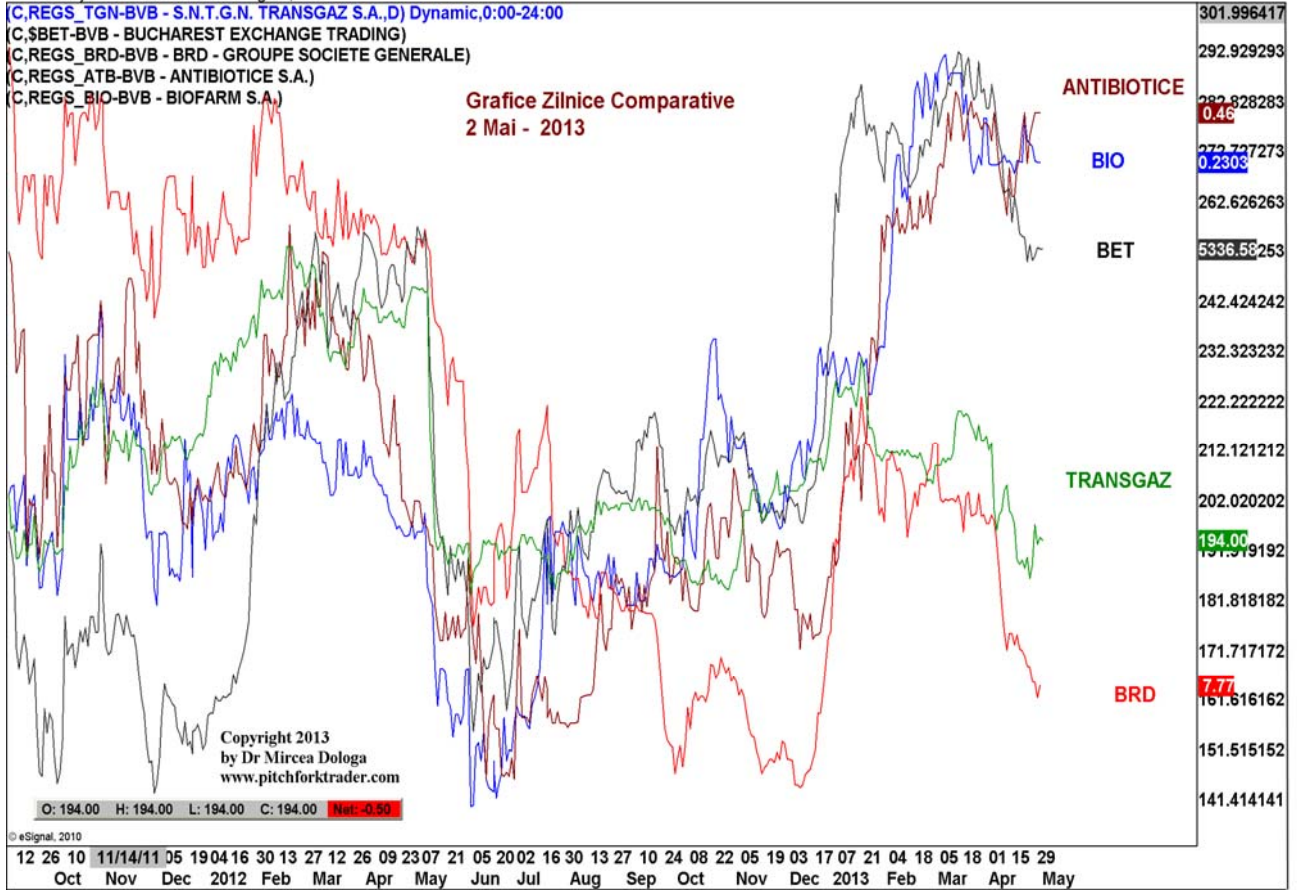
## 1. COMPARATIE: DOW Industrial, BET-FI, BET-C, BET & SIF-uri



BET - daily x 4 stocks + - 2013 eSignal, Inc.

(C,REGS\_TGN-BVB - S.N.T.G.N. TRANSGAZ S.A.,D) Dynamic,0:00-24:00  
 (C,\$BET-BVB - BUCHAREST EXCHANGE TRADING)  
 (C,REGS\_BRD-BVB - BRD - GROUPE SOCIETE GENERALE)  
 (C,REGS\_ATB-BVB - ANTIBIOTICE S.A.)  
 (C,REGS\_BIO-BVB - BIOFARM S.A.)

Grafice Zilnice Comparative  
 2 Mai - 2013

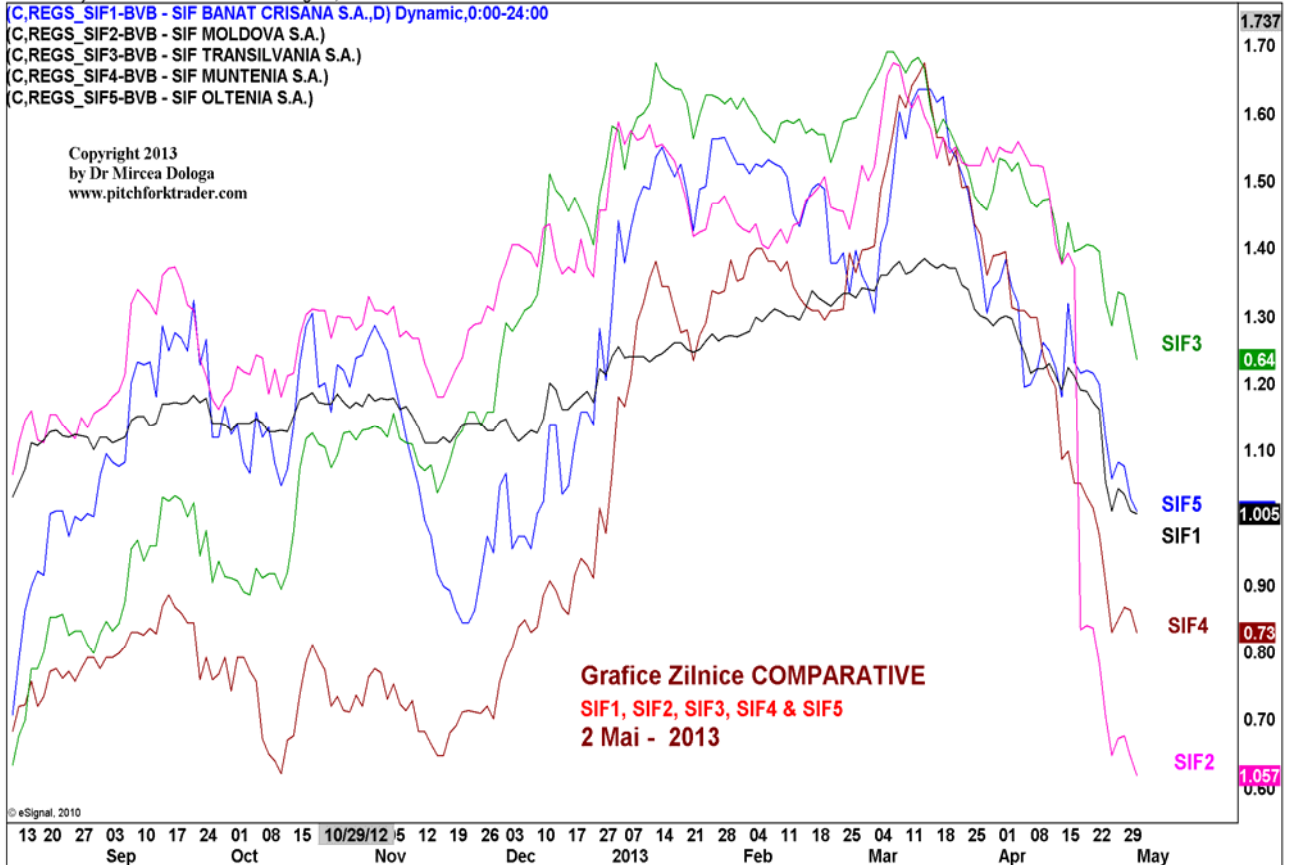


SIF1 - daily - Line chart x 5 + - 2013 eSignal, Inc.

(C,REGS\_SIF1-BVB - SIF BANAT CRISANA S.A.,D) Dynamic,0:00-24:00  
 (C,REGS\_SIF2-BVB - SIF MOLDOVA S.A.)  
 (C,REGS\_SIF3-BVB - SIF TRANSILVANIA S.A.)  
 (C,REGS\_SIF4-BVB - SIF MUNTENIA S.A.)  
 (C,REGS\_SIF5-BVB - SIF OLTENIA S.A.)

Copyright 2013 by Dr Mircea Dologa www.pitchforktrader.com

Grafice Zilnice COMPARATIVE  
 SIF1, SIF2, SIF3, SIF4 & SIF5  
 2 Mai - 2013



BET-C - daily - EW - 2013 eSignal, Inc.

(\$BET\_C-BVB - BUCHAREST EXCHANGE TRADING -,D) Dynamic,0:00-24:00



BET- week - EW - 2013 eSignal, Inc.

(\$BET-BVB - BUCHAREST EXCHANGE TRADING,W) Dynamic,0:00-24:00





## 2. BET FI – Bucharest Stock Exchange



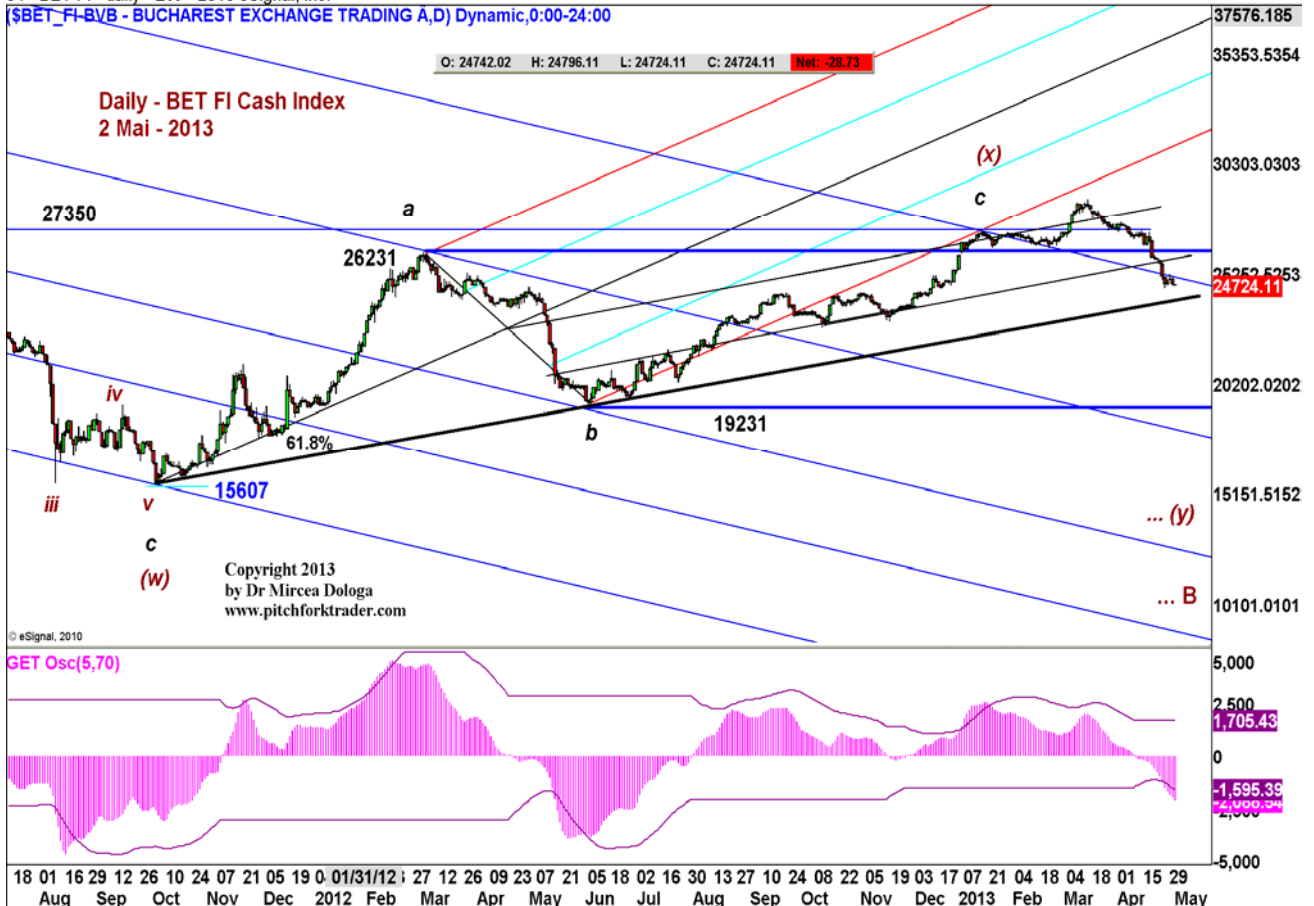
03 - BET FI - weekly - EW - 2013 eSignal, Inc.

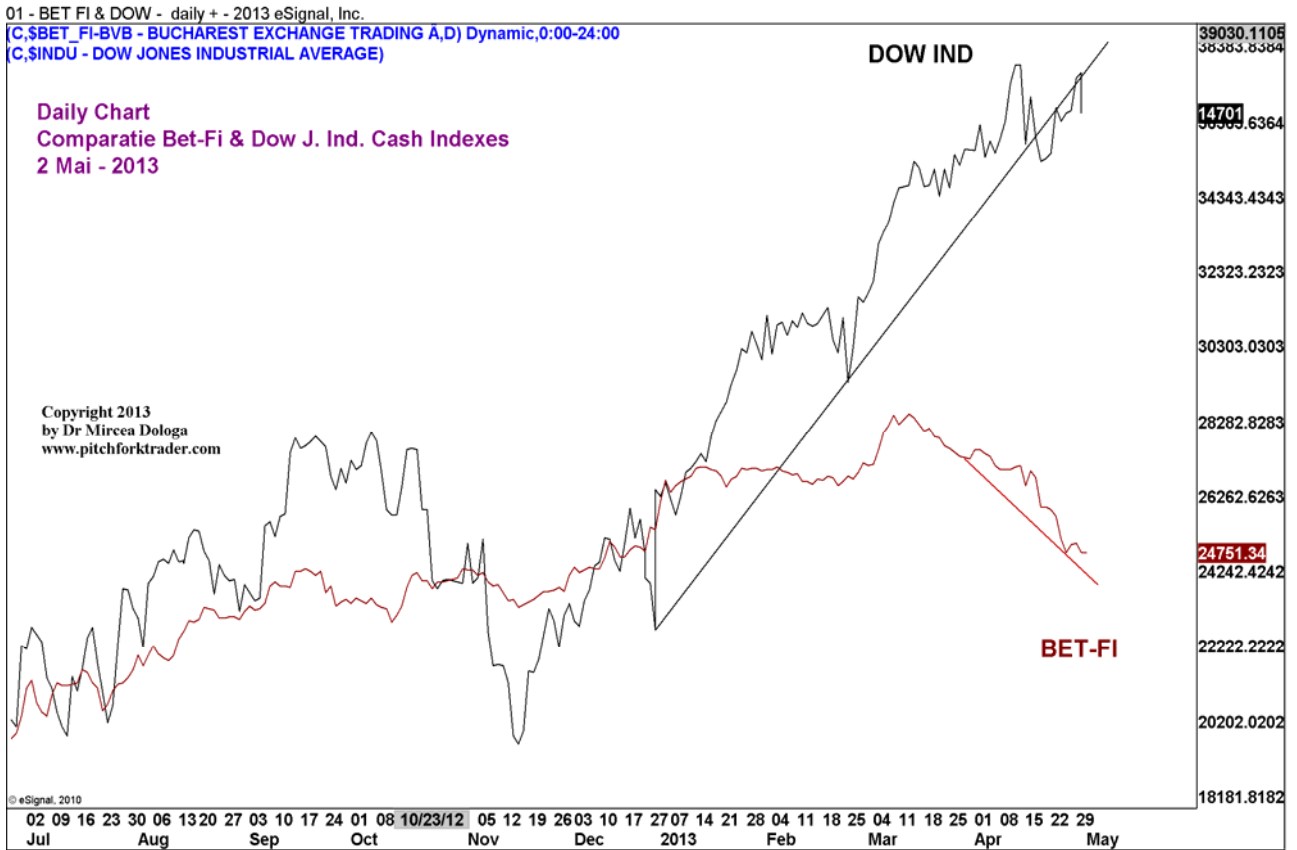
(\$BET\_FI-BVB - BUCHAREST EXCHANGE TRADING A,W) Dynamic,0:00-24:00



04 - BET FI - daily - EW - 2013 eSignal, Inc.

(\$BET\_FI-BVB - BUCHAREST EXCHANGE TRADING A,D) Dynamic,0:00-24:00





### 3. SIF 1 – Banat Crisana Arad – Bucharest Stock Exchange



02 - SIF1 - weekly + - 2013 eSignal, Inc.

[REGS\_SIF1-BVB - SIF BANAT CRISANA S.A.,W) Dynamic,0:00-24:00



03 - SIF1 - daily + - 2013 eSignal, Inc.

[REGS\_SIF1-BVB - SIF BANAT CRISANA S.A.,D) Dynamic,0:00-24:00



### 4. SIF 2 – Moldova Bacau – Bucharest Stock Exchange

01 - SIF2 - monthly + - 2013 eSignal, Inc.

(REGS\_SIF2-BVB - SIF MOLDOVA S.A.,M) Dynamic,0:00-24:00



02 - SIF2 - weekly - EW + - 2013 eSignal, Inc.

(REGS\_SIF2-BVB - SIF MOLDOVA S.A.,W) Dynamic,0:00-24:00

MA(200,C)  
MA(34,HLC/3)e





### 5. SIF 3 – Transilvania Brasov – Bucharest Stock Exchange





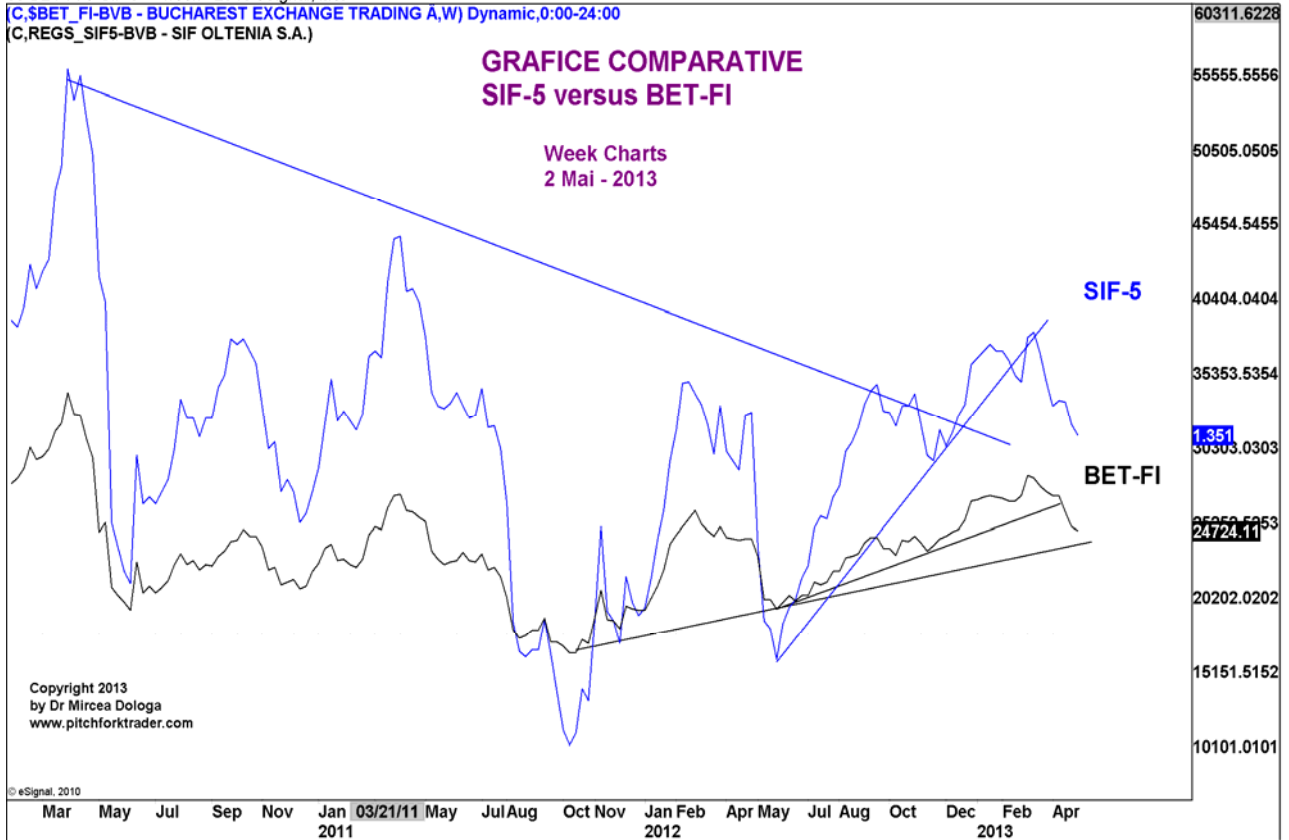
6. SIF 5 – Oltenia Craiova – Bucharest Stock Exchange





06-BET FI & SIF 5 - week - 2013 eSignal, Inc.

(C,\$BET\_FI-BVB - BUCHAREST EXCHANGE TRADING A,W) Dynamic,0:00-24:00  
 (C,REGS\_SIF5-BVB - SIF OLTENIA S.A.)

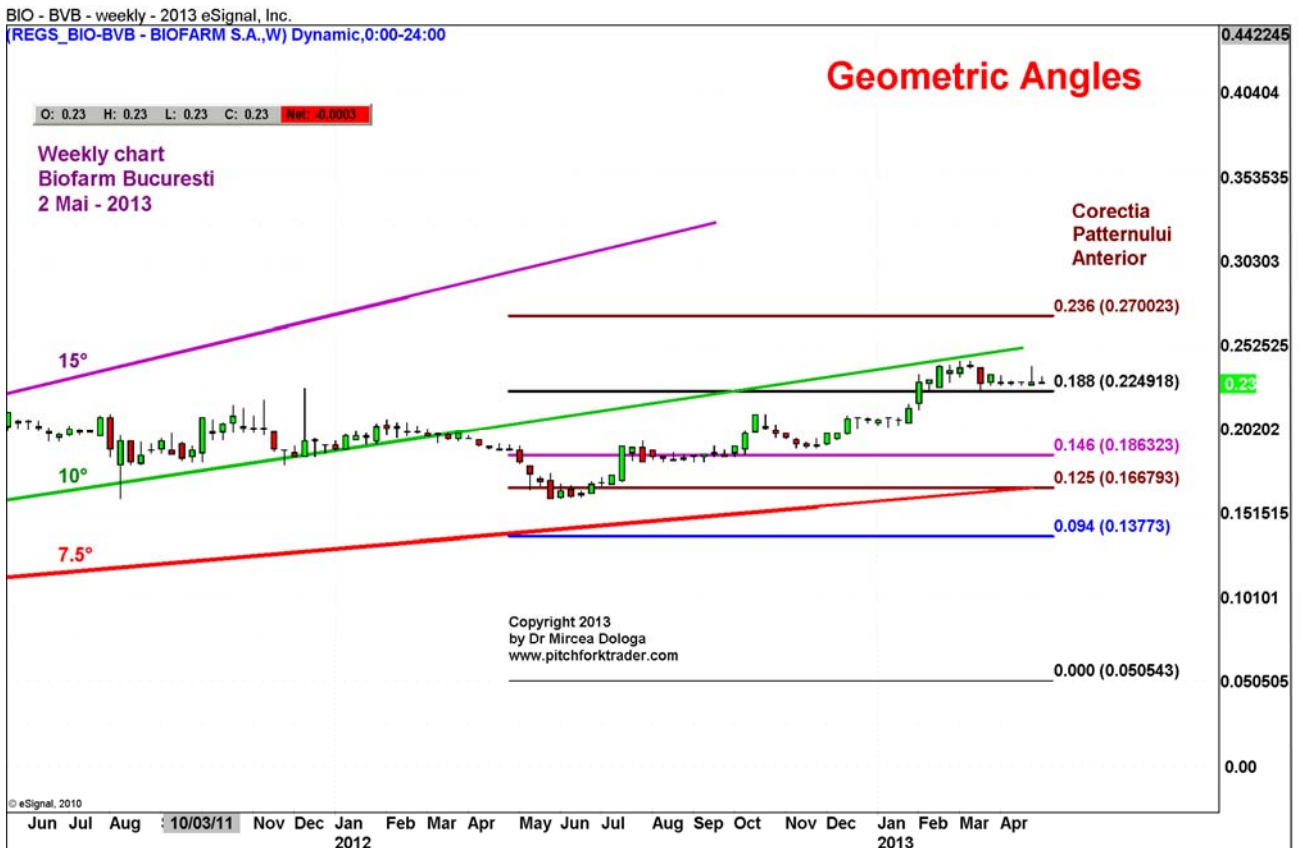
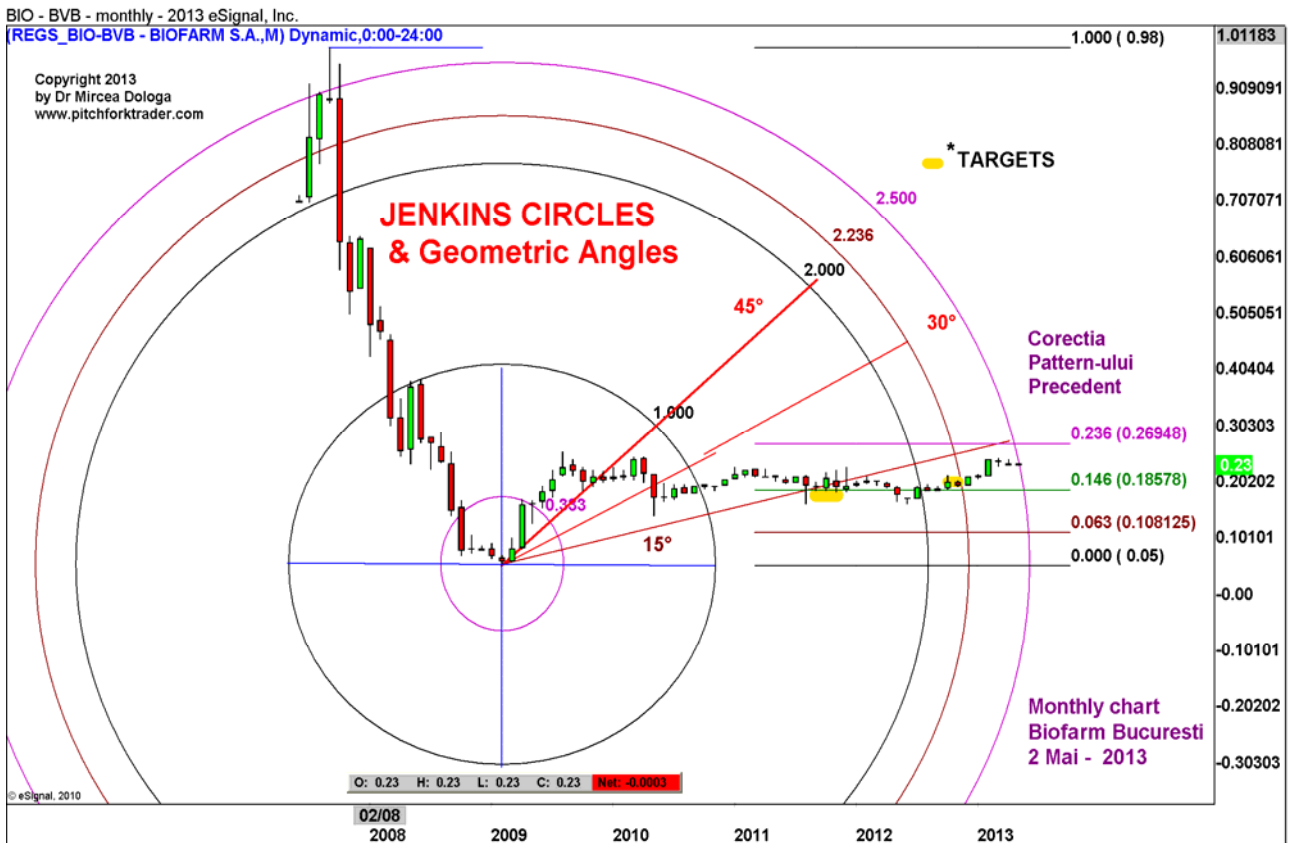


SIF5 & Dow - week - 2013 eSignal, Inc.

(REGS\_SIF5-BVB - SIF OLTENIA S.A.,W) Dynamic,0:00-24:00  
 MA(34,HLC/3)e  
 (C,\$INDU - DOW JONES INDUSTRIAL AVERAGE)

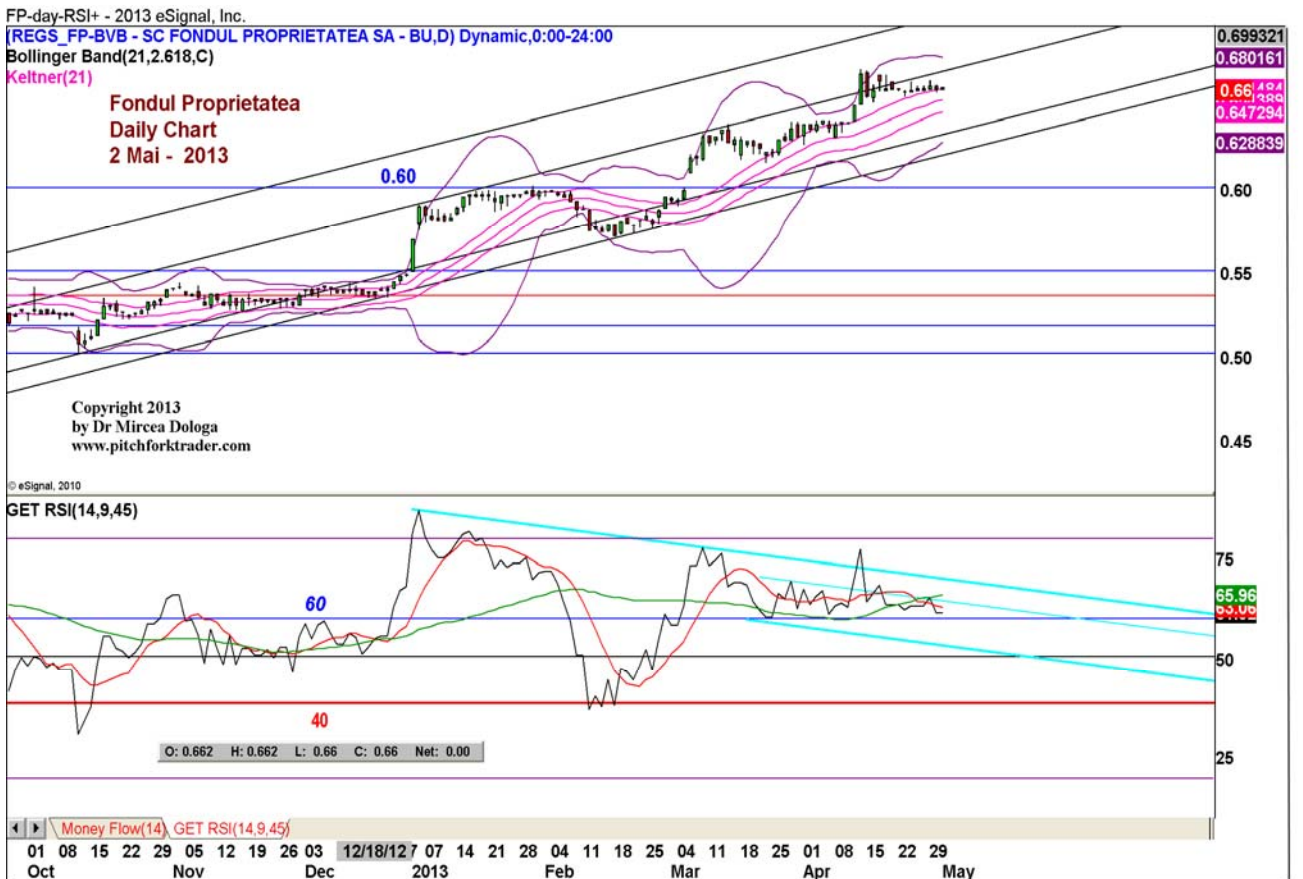


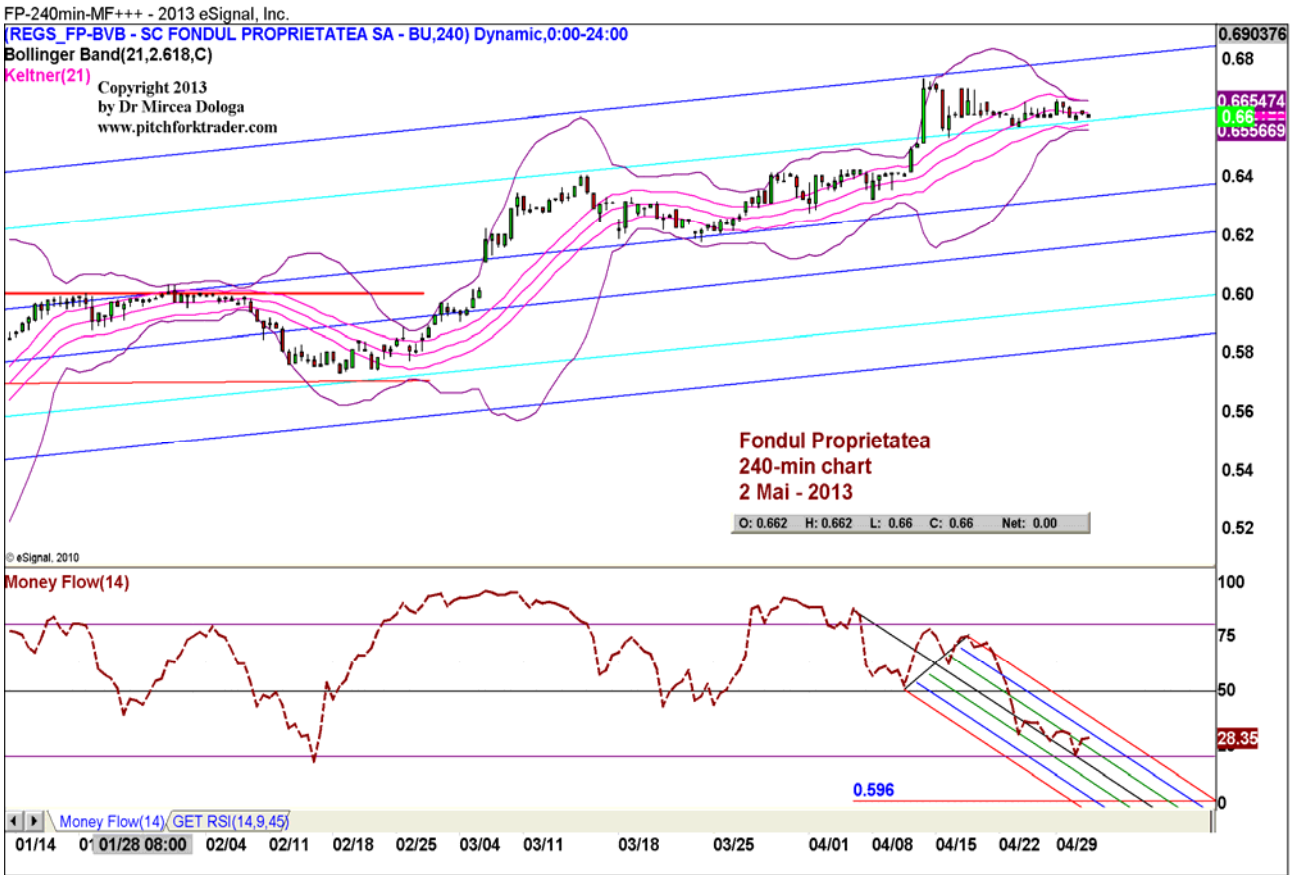
### 7. BIOFARM Bucuresti – Bucharest Stock Exchange





### 8. FP – Fondul Proprietatea - Bucharest Stock Exchange





### 9. BRD – Groupe Societe Generale - Bucharest Stock Exchange



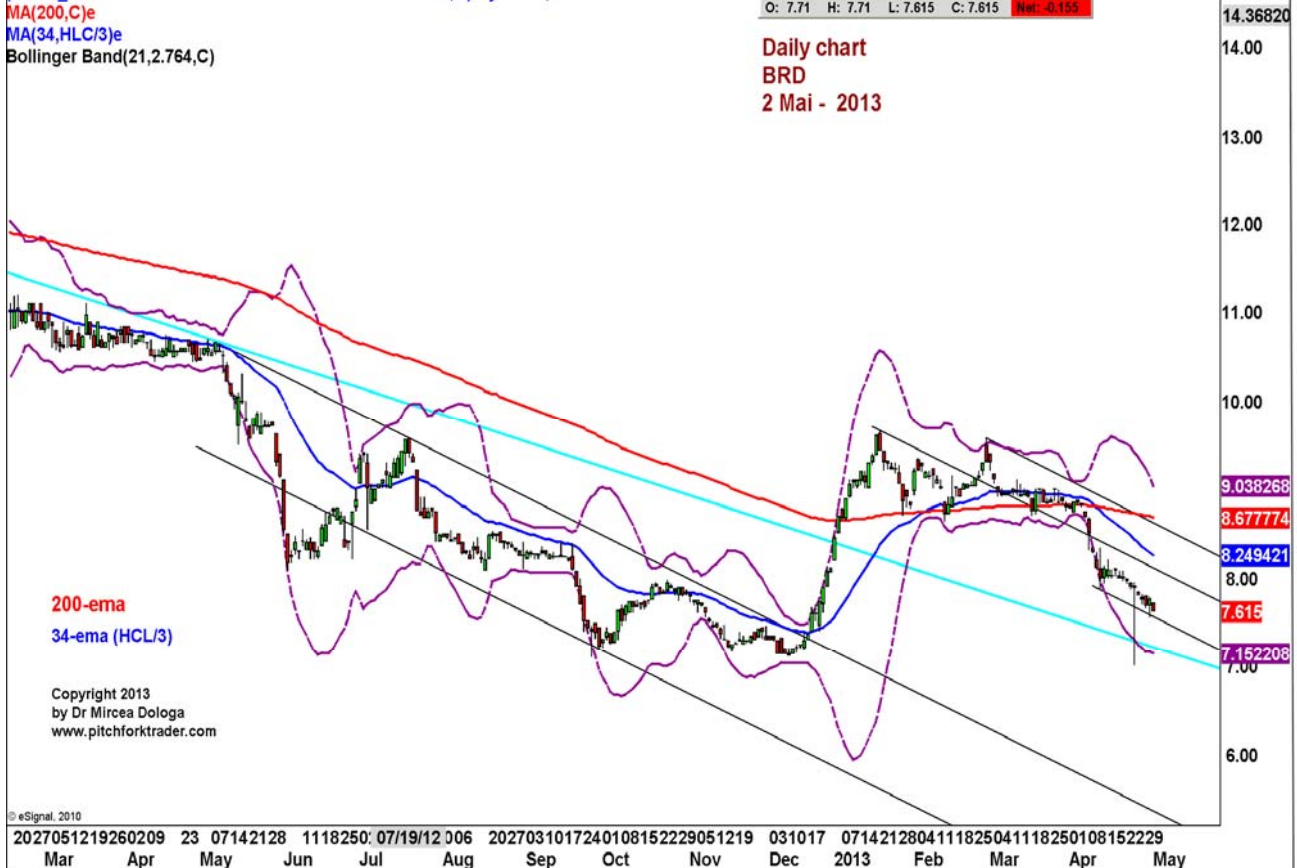
01-BRD - BVB - weekly - 2013 eSignal, Inc.

[REGS\_BRD-BVB - BRD - GROUPE SOCIETE GENERALE,W) Dynamic,0:00-24:00



01-BRD - BVB - daily - 2013 eSignal, Inc.

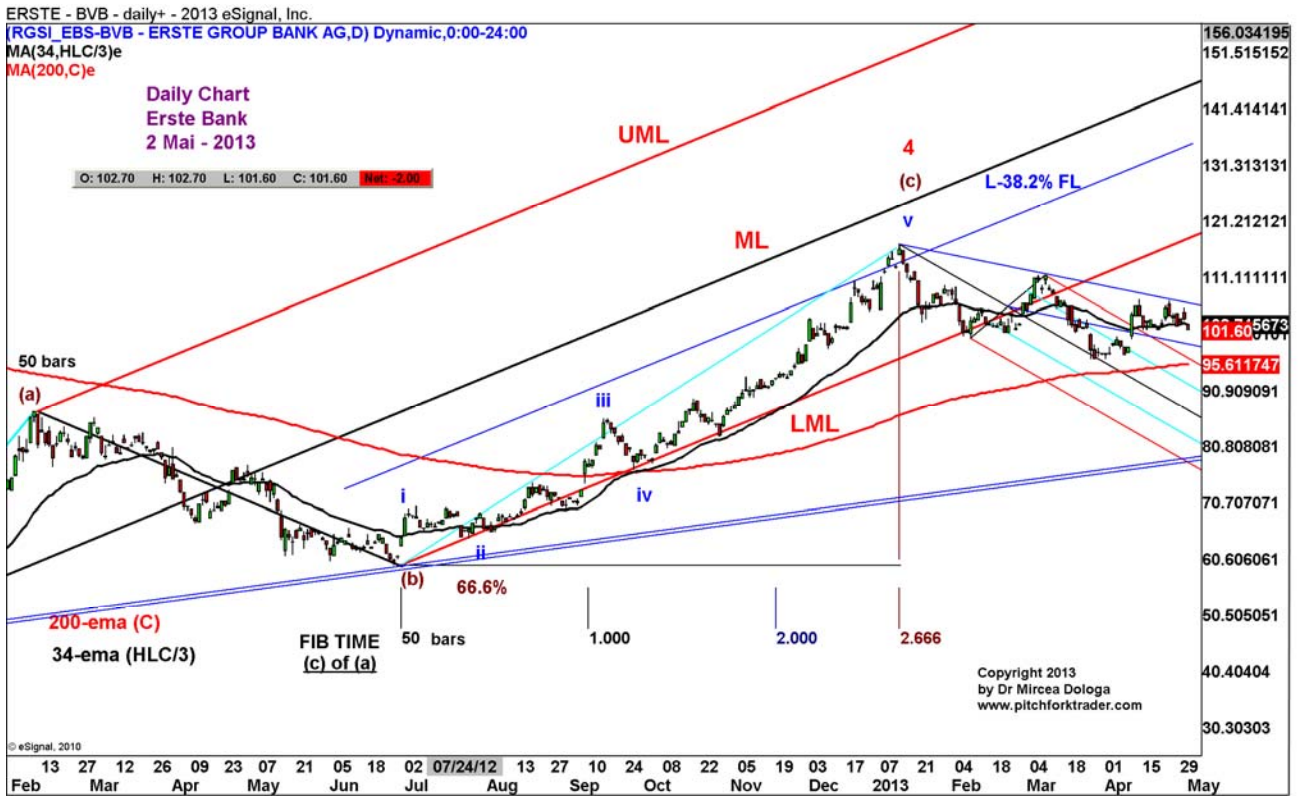
[REGS\_BRD-BVB - BRD - GROUPE SOCIETE GENERALE,D) Dynamic,0:00-24:00



### 10. Erste Bank Group – Bucharest Stock Exchange







### 11. Banca Transilvania – Bucharest Stock Exchange



TLV - BVB - weekly - 2013 eSignal, Inc.

(REGS\_TLV-BVB - BANCA TRANSILVANIA S.A.,W) Dynamic,0:00-24:00



TLV - BVB - daily + - 2013 eSignal, Inc.

(REGS\_TLV-BVB - BANCA TRANSILVANIA S.A.,D) Dynamic,0:00-24:00



## 12. PETROM - Bucharest Stock Exchange



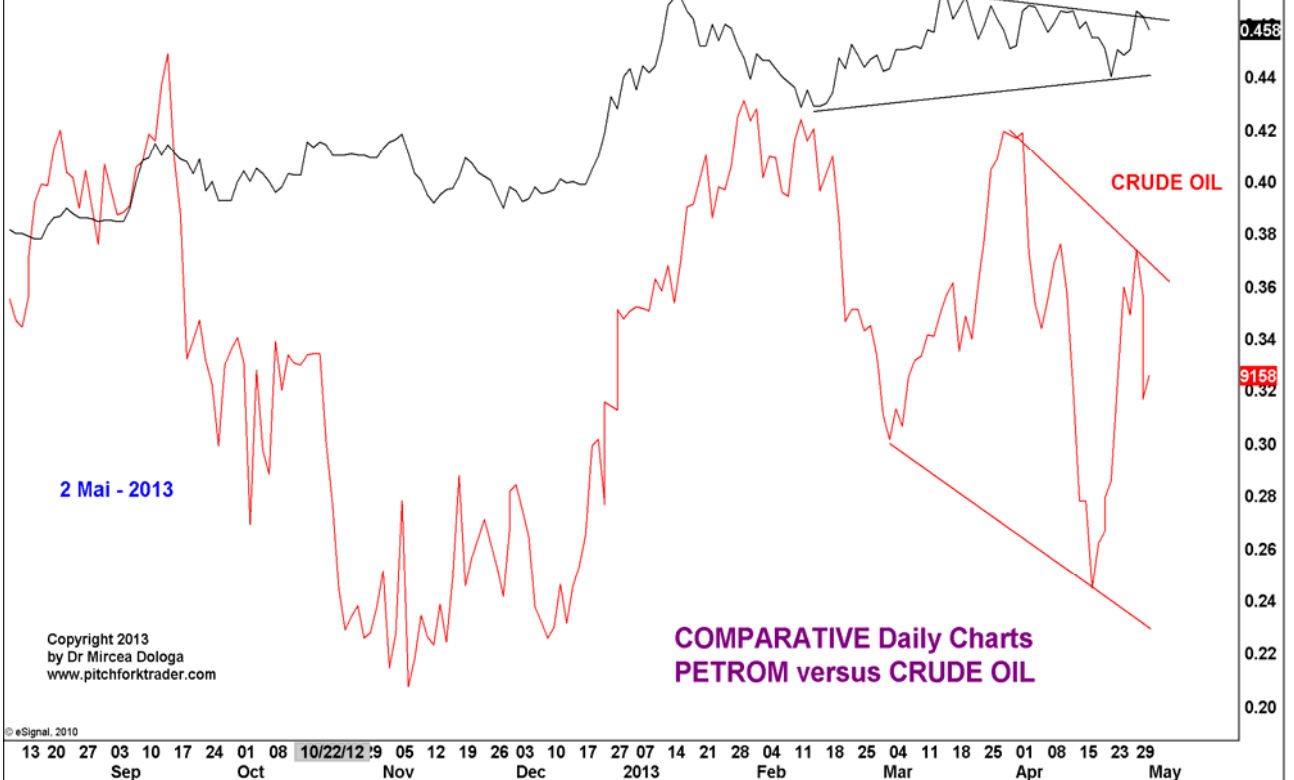
Petrom - BVB - daily + - 2013 eSignal, Inc.

[REGS\_SNP-BVB - OMV PETROM S.A.,D] Dynamic,0:00-24:00  
MA(34,HLC/3)e

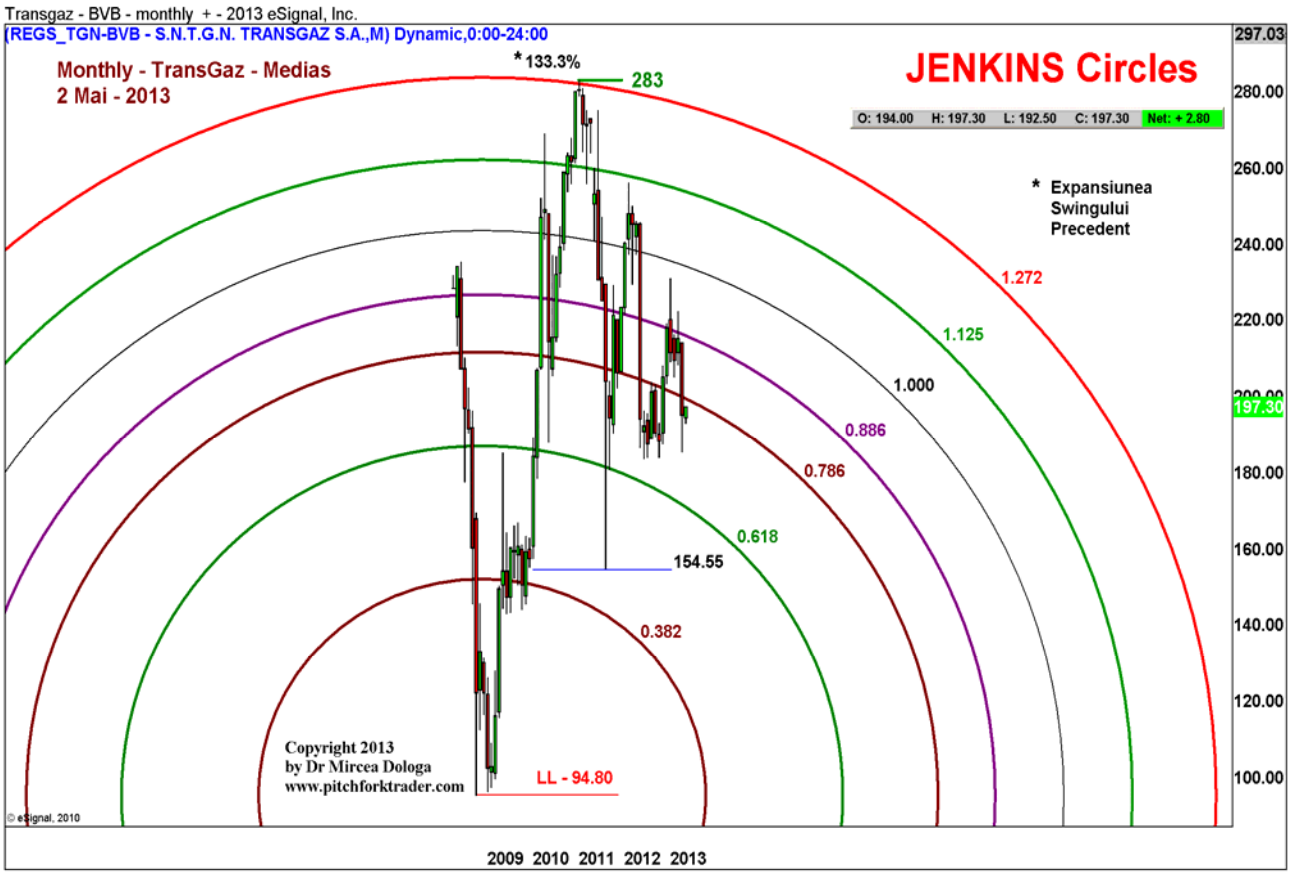


Petrom - BVB - daily - Crude Oil + - 2013 eSignal, Inc.

[C,REGS\_SNP-BVB - OMV PETROM S.A.,D] Dynamic,0:00-24:00  
C,CL #F - LIGHT CRUDE OIL) (Delayed)



### 13. TRANSGAZ Medias - Bucharest Stock Exchange



Transgaz - BVB - daily +- 2013 eSignal, Inc.

(REGS\_TGN-BVB - S.N.T.G.N. TRANSGAZ S.A.,D) Dynamic,0:00-24:00



### 14. COMI – CondMag Brasov - Bucharest Stock Exchange

COMI - BVB - monthly - 2013 eSignal, Inc.

(REGS\_COMI-BVB - CONDMAG S.A.,M) Dynamic,0:00-24:00





**Despre Dr-ul Mircea Dologa:**

**Emil: [mircdologa@yahoo.com](mailto:mircdologa@yahoo.com)**


El si-a inceput activitatea de investitor si trader in 1987, in industria farmaceutica si cea imobiliara. Dupa promovarea examenelor aferente (*Series 7 si Series 3*), care sunt sub controlul guvernului Statelor Unite, el obtine cele doua licente indispensabile pentru tranzactionare: *Registered Commodity Trading Adviser (CTA) Licence* si *Registered General Securities Representative - Investment Adviser Licence*. In timpul studiului personal a realizat ca literatura de specialitate si seminariile sufera de o lipsa pronuntata de instrumentelor de utilitate practica, adica adevaratul 'know how'. Dupa studiul a sutelor de carti si numeroase seminarii, aparea aceeasi intrebare: *Unde este unealta profitabila, imediat aplicabila?* De multe ori, dincolo de informatia standard... nu se gasea nimic util!

Ca Analist Tehnic Certificat (CTA) de National Futures Association din S.U.A., a fondat un *nou concept de predare*, bazat pe aspectele practice ale activitatii imediat profitabile de tranzactionare, ce poate fi utilizat atat de incepatori cat si de traderi experimentati.

Este autorul a mai mult de 50 de articole si este colaborator international al revistelor de specialitate din SUA (*'Technical Analysis of Stocks & Commodities', 'Futures' and 'eSignal.com Education Section'*); Marea Britanie (*'The Technical Analyst'*); Germania (*'Traders'* – editiile in limba Engleza si Germana); Australia (*'Your Trading Edge'*) si Asia (*'The Trader's Journal'*). Este de asemenea fondatorul si presedintele [www.pitchforktrader.com](http://www.pitchforktrader.com) – un site specializat de tranzactionare.


Dr Mircea Dologa a publicat trei volume, continand peste 1224 pagini, 1560 grafice si 44 fisiere Excel, in incercarea sa de a preda in mod eficient arta tranzactionarii de la nivel de incepator pana la standardul actual cel mai inalt – nivelul profesionist. Grija principala a autorului in timpul celor trei ani de planificare, concepere si scriere a acestor manuale profesionale de trading a fost aceea de a dezvalui in cel mai optim mod, aspectele practice imediat profitabile ale tranzactionarii.

*Dr Mircea Dologa a studiat la New York University si Cooper Union School of Engineering and Science din New York si a absolvit cea din urma institutie cu titlul de Licentiat in Fizica Teoretica. A obtinut titlul de Doctor in Stiinte Medicale la Facultatea de Medicina din Paris. De asemenea a urmat cursurile de Master in Finante si Administrarea Afacerilor din cadrul Universitatii South Carolina din Columbia si ale Universitatii Franceze de Afaceri si Finante (HEC Paris, Franta). Dupa ce a activat o perioada indelungata ca Director Medical si ulterior General Manager, in 1992 a decis sa se concentreze in mod exclusiv asupra propriilor investitii si s-a lansat in tranzactionarea pietelor financiare. In prezent locuieste in Paris, Franta, impreuna cu sotia si cele doua fiice.*



**Zi de zi Dr-ul Mircea Dologa practica profesia de:**


**Trader, Profesor (incl. Mentor), Consilier Financiar, Cercetator in Finante si Autor.**



**Volume 1 - 444 pages**  
(Nivel Inceptor & Intermediar)



**Volume 2 - 300 pages**  
(Nivel Avansat)



**Volume 3 - 480 pages**  
(Nivel Avansat)

**Evaluările de mai jos sunt pentru Volume 1**

**Breakthrough studies of Integrated Pitchfork Analysis**

*"Dr. Mircea Dologa picks up where Dr. Alan Andrews left off in his breakthrough studies of 'pitchfork' pattern analysis. In his new book, the author has taken the interpretation and application of 'pitchfork' patterns to an entirely new level. After studying Dr. Dologa's well written and very well illustrated book I will never look at a chart the same way again. What Dr. Dologa has done with 'pitchforks' is absolutely amazing. You've got to read it to believe it. Pitchfork patterns can provide so much practical and useful information that you will be referring to this book over and over. The book ends on a high note with an excellent chapter on Case Studies and Money Management. Traders will want to keep this powerful book handy for frequent reference. Highly recommended."*

Chuck LeBeau, Director of Quantitative Analysis for SmartStops.net and co-author of *Computer Analysis of the Futures Market*, noted trader, lecturer and trading systems developer.

*Integrated Pitchfork Analysis: Basic to Intermediate Level* is an introductory text to the branch of Technical Analysis which uses the Andrews' pitchfork trading technique. Designed for traders with no experience of Pitchfork Analysis this book demonstrates how to analyse the markets and trade using pitchfork analysis, assisting the novice trader in achieving a consistent performance.

Written by experienced trader, Dr Mircea Dologa, the founder of [www.pitchforktrader.com](http://www.pitchforktrader.com), the book begins by introducing and discussing the basic theory of pitchfork trading, providing a description of the technique, how to analyse the charts and how to make a decision based on that analysis. It then moves on to the more practical aspects about the low risk high-probability trade from its inception to its termination. Crucially expert guidance on money management and risk management techniques - when to get in, when to get out and where to locate the initial or trailing stops is also provided.

Ultimately *Integrated Pitchfork Analysis: Basic to Intermediate Level* will teach you how to trade, how to follow the markets and how to consistently make money.

Cover Design: Jim Wilkie

ISBN 978-0-470-69434-3

WILEY  
wiley.com

*"Dr. Mircea Dologa's book, Integrated Pitchfork Analysis, combines the breadth of evolving theory with the depth of experience acquired from years of practical application, leaving almost no stone unturned in an exploration of the Pitchfork and its application to profitable short-term trading. Many of Dr. Dologa's ideas are truly innovative, reflecting his understanding of human nature. It would be difficult to find a more complete coverage of Pitchfork trading. It is a mine of (literally) valuable information."*

**Tony Plummer, Director, Helmsman Economics Ltd, and author of *Forecasting Financial Markets: The Psychology of Successful Investing*.**

*"It has indeed been a privilege for me to have access to Dr Mircea Dologa's amazing analysis which I consider to be an extremely important contribution to Technical Analysis. His development of Integrated Pitchfork Analysis in synergy with existing state-of-the-art trading tools resulting in an easy to use professional edge technique has not been previously utilized. This undoubtedly increases the improvement of trading accuracy, leading to enhanced confidence with greater profitability for both trading and investing. This book is a truly remarkable achievement in the field of Technical Analysis and Dr. Dologa, like myself, is motivated to educate traders and investors on the wonderful world of Technical Analysis and how it can help them in these volatile markets. I believe Dr. Dologa will join the true Market Masters of the 21st Century."*

**Dawn Bolton-Smith, Founder-Member of the Australian Technical Analysis Association, Senior Technical Analyst, Educator & Writer.**

*"Dr. Mircea Dologa has masterfully defined and delineated the Median Line procedure that is central to Pitchfork Analysis and trading. His basic and intermediate theory and practice is a definitive work in this important realm of technical market analysis."*

**Professor Oliver Henry Pruden, Professor of Business Administration and Executive Director of the Institute for Technical Market Analysis, Golden Gate University, San Francisco, USA.**

Gasiti Articolele Autorului la: [http://www.pitchforktrader.com/List\\_of\\_Published\\_Articles.pdf](http://www.pitchforktrader.com/List_of_Published_Articles.pdf)

**Citeva dintre Revistele Financiare de Trading:**

**USA, EUROPE, AUSTRALIA, CHINA & SOUTH EAST ASIA**

---

**BIBLIOGRAFIE : Articole Publicate de Dr Mircea Dologa**

1. Dologa, Mircea [Dec 2005]. *“Following the Median Line”*, *FUTURES Magazine*, Chicago, ILL, USA
2. Dologa, Mircea [Jan/Feb 2006]. *“Integrated Pitchfork Analysis”*, *The TRADER’S Journal*, Hong Kong, East Pacific, CHINA
3. Dologa, Mircea [March 2006]. *“Trading Rectangles: Tactics and Management”*, *FUTURES Magazine*, Chicago, ILL, USA
4. Dologa, Mircea [March/April 2006]. *“Preparing for Intra-Day Trading”*, *YOUR TRADING EDGE Magazine (YTE)*, Sydney, AUSTRALIA
5. Dologa, Mircea [May 2006]. *“The Third Wave – Crowd Behaviour and Elliott Wave – Part I”* *Technical Analysis of STOCKS & COMMODITIES*, Seattle, WA, USA
6. Dologa, Mircea [May/June 2006]. *“Pragmatic Aspects of Trading Rectangles – a Particular Case of Dr Alan Andrews’ Pitchfork?”*, *TECHNICAL ANALYST Magazine*, London, ENGLAND
7. Dologa, Mircea [May/June 2006]. *“Trading Life: The Quest for Best Intra-Day Trading Tools”*, *YOUR TRADING EDGE Magazine (YTE)*, Sydney, AUSTRALIA
8. Dologa, Mircea [June 2006]. *“The Trend in Third Wave – Part II”*, *Technical Analysis of STOCKS & COMMODITIES*, Seattle, WA, USA
9. Dologa, Mircea [June/July 2006]. *“Short-Term Trading with A&R Lines”*, *The TRADER’S Journal*, Hong Kong, East Pacific, CHINA
10. Dologa, Mircea [Sept 2006]. *“The Third Wave – Part III”*, *Technical Analysis of STOCKS & COMMODITIES*, Seattle, WA, USA
11. Dologa, Mircea [Dec 2006]. *“Pre-Open Preparation of Dax Trading”*, *TRADERS’ Magazine*, Wurtzburg, GERMANY
12. Dologa, Mircea [Jan/Feb 2007]. *“Trading the Dax Open”*, *TECHNICAL ANALYST Magazine*, London-ENGLAND
13. Dologa, Mircea [June 2008]. *“Analiza Pitchfork Integrata”*, *TrendWatch, Asociatia Analistilor Tehnici din Romania – AATROM*, Deva, ROMANIA
14. Dologa, Mircea [Feb 2009]. *“Mecanismul de Trading al Stirilor”*, *TrendWatch, Asociatia Analistilor Tehnici din Romania – AATROM*, Deva, ROMANIA
15. Dologa, Mircea [July 2009]. *“Trading the Master Plan”*, *The TRADER’S Journal*, Wurtzburg, GERMANY
16. Dologa, Mircea [July 2009]. *“Trading Lessons from Paris (Interview)”*, *YOUR TRADING EDGE Magazine (YTE)*, Sydney, AUSTRALIA
17. Dologa Mircea [July 2009]. *“Ihr personlicher-Master-Plan”*, *TRADERS’ Magazine*, Wurtzburg, GERMANY
18. Dologa Mircea [Dec. 2009]. *“Erfolg mit moderner Technischer Analyse (Interview)”*, *TRADERS’ Magazine*, Wurtzburg, GERMANY

## **BIBLIOGRAFIE : Articole Educationale de Dr Mircea Dologa**

1. Dologa, Mircea [August 14, 2009]. “*Trading for a Living: Trending with Integrated Pitchfork Analysis*”, Education Section of [www.eSignal.com](http://www.eSignal.com), Hayward, CA, USA
2. Dologa, Mircea [June 26, 2009]. “*Variable Time/Price Locations of the Anchor in Dr Andrews’ Pitchfork*”, Education Section of [www.eSignal.com](http://www.eSignal.com), Hayward, CA, USA
3. Dologa, Mircea [April 17, 2009]. “*Day-to-Day Business Operations when you Trade for a Living*”, Education Section of [www.eSignal.com](http://www.eSignal.com), Hayward, CA, USA
4. Dologa, Mircea [Feb 27, 2009]. “*Trading with Paralle Trigger Lines*”, Education Section of [www.eSignal.com](http://www.eSignal.com), Hayward, CA, USA
5. Dologa, Mircea [Oct 17, 2008]. “*Trading Rectangles*”, Education Section of [www.eSignal.com](http://www.eSignal.com), Hayward, CA, USA
6. Dologa, Mircea [August 29, 2008]. “*The Mechanism of Trading News*”, Education Section of [www.eSignal.com](http://www.eSignal.com), Hayward, CA, USA
7. Dologa, Mircea [June 13, 2008]. “*Trading the Opening of Index Futures*”, Education Section of [www.eSignal.com](http://www.eSignal.com), Hayward, CA, USA
8. Dologa, Mircea [Feb 1, 2008]. “*Pre-Opening Preparation for Dax Trading*”, Education Section of [www.eSignal.com](http://www.eSignal.com), Hayward, CA, USA
9. Dologa, Mircea [Dec 21, 2007]. “*Integrated Pitchfork Analysis Applied to Forex: Part 2*”, Education Section of [www.eSignal.com](http://www.eSignal.com), Hayward, CA, USA
10. Dologa, Mircea [Dec 14, 2007]. “*Integrated Pitchfork Analysis Applied to Forex: Part 1*”, Education Section of [www.eSignal.com](http://www.eSignal.com), Hayward, CA, USA
11. Dologa, Mircea [July 20, 2007]. “*The Trading Edge of Dr Andrews’ Pitchfork: Preparation, Technique and Money & Risk Management*”, Education Section of [www.eSignal.com](http://www.eSignal.com), Hayward, CA, USA

*Aceste articole pot fi descarcate gratuit la link-urile de mai jos:*

<http://www.esignallearning.com/education/marketmaster/archive/2009/default.aspx>

<http://www.esignallearning.com/education/marketmaster/archive/2008/default.aspx>

<http://www.esignallearning.com/education/marketmaster/archive/2007/default.aspx>

## **AVERTISMENT**

Scopul prezentului material este de a ilustra o tehnica profesionista de trading, denumita ***Analiza Integrata Pitchfork***, un instrument pretios in pietele financiare. Textul, graficele folosite ca exemple si orice parte a materialului nu trebuie considerate recomandari de investitii sau de trading. Ele sunt folosite cu scop strict educational. Responsabilitatea finala pentru deciziile de investitii sau de trading este a fiecarei persoane in parte. Datele pentru grafice folosite in materialul de fata sunt considerate ca provenind din surse de incredere dar acuratetea lor nu este garantata.

Nu exista nici o garantie ca tehnicile prezentate vor functiona si in viitor. “*Rezultatele din trecut nu reprezinta o garantie pentru rezultatele din viitor*”. Cititorul trebuie sa fie informat de riscul considerabil care exista in tranzactionari pe pietele de capital si instrumente derivate. Autorul sau persoanele implicate in conceptia si producerea acestui material, nu pot fi considerate responsabile pentru orice pierderi financiare rezultate in mod direct sau indirect din aplicarea conceptelor prezentului material.